

Smart Card for Technology

Paradise Valley Unified School District



Enhance your lessons with over 40,000 videos!

The Arizona Department of Education is proud to provide you with **unitedstreaming™**—a web-based digital video delivery system from Discovery Education. *unitedstreaming* is the largest and most current library of K-12 digital video/video clips available today. From core-curriculum subjects to health and guidance—there's something for everyone—and all video is correlated to **Arizona's** state standards!

Useful Features!

- Search video library by: keyword, subject, grade level, state standards, all available titles, and advanced options.
- Choose from a full video title or short concept clips to stream and/or download for classroom instruction or for use in multimedia presentations.
- Access a calendar of historical events directly linked to video clips.
- Create your own 'Playlists' to bookmark video clips for quick and easy use in lesson planning or in the classroom.


Here's How to Begin... Log in through I.D.E.A.L. <https://cas.ideal.azed.gov/cas>

- Click on the Curriculum, Instruction and Professional Development tab
- Click on United Streaming

Using United Streaming

- Search for video title(s) that you wish to view.
- You can do a simple search or advanced search
- The results of your search will be displayed in a list.
- Click on the bold blue title of the video you wish to view.
- The full video or the video segments are available.

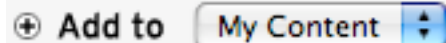
- Click to



stream/show/preview the video



clip, to download the video clip or

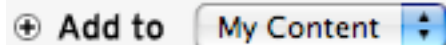


to **Add to Playlist that you can come back to later**

Using the Playlist

When you have found a video or clip you want to save...

- Click the



under the title

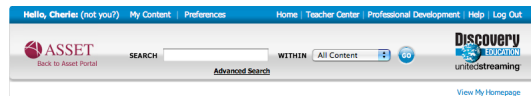
- Choose Add to Existing Folder or Add to New Folder
- If new, name your folder (ie., Reading, Math...) You can create as many folders as you want.
- You can now return to your search

- To remove a clip or video from your list, go to My Content, Playlists, (Folder), select title and in drop down that says Copy, select Delete.

Note: To access your playlist when you first log in to United Streaming, just click on "My Content" in the blue band at the top of the page, then Playlists.

Looking for other Resources?

Check out the Resource Menu



- Click on any of the above Menus to discover many other resources to integrate into your curriculum.
- Search-** Search for videos by Keyword, Standards, Category and more.
- Professional Development-** Here you will find teaching tips, Best Practices, and training materials, offered in many different ways. Interactive Training has self-paced training modules to teach you how to use video content, and More.
- Teacher Center-** Here you will find a Thematic Focus, Calendar of Events, Lesson Plans, Quiz Center, Assignment Builder, and Writing Prompts.
- HELP** - Offers User's Guides, Troubleshooting Tips, and More...

Other UnitedStreaming Resources can be found at Atomic Learning

<http://www.atomiclearning.com>

If you need further instruction, click on 'HELP' at the top of your screen.

Always feel free to call a member of the Discovery Education implementation team at 800-323-9084 to get a personal tour of unitedstreaming

Tips:

If you have not registered in ASSET:

- Go to <http://asset.asu.edu>
- Click on Ready to Activate Your Account.
- Click "NO" on "Would you like directions?"
- Complete the Registration process
 - ASSET Coordinator Last Name: **kriekard**

Use a Login ID and Password that is easy to remember.

1st time in United Streaming

Go to My Account and My Preferences, Media Settings: Windows Media Player™ (for PC) or QuickTime™ (for MAC)


Player Selection: Stand-Alone Save Changes

**Note-you only need to do this one time, then the setting stays.*

Video Download Instructions

Windows Operating System



- Right-click on the  button next to the video segment you would like to download.
- From the menu that appears, select the "Save Target As..." (Internet Explorer), "Save Link Target As..." (Netscape/Mozilla), or "Save Link As..." (Firefox) option.
- In the file explorer window that appears, *browse to the location on your computer* where you would like to save the selected video and press the "Save" button.

Interactive video tutorial:

<http://streaming.discoveryeducation.com/professionalDevelopment/interactiveTraining.cfm>

There's a lot to be Discovered at UnitedStreaming! Give yourself

Smart Card for Technology

Paradise Valley Unified School District

*some time to explore and
investigate this valuable
classroom resource.*