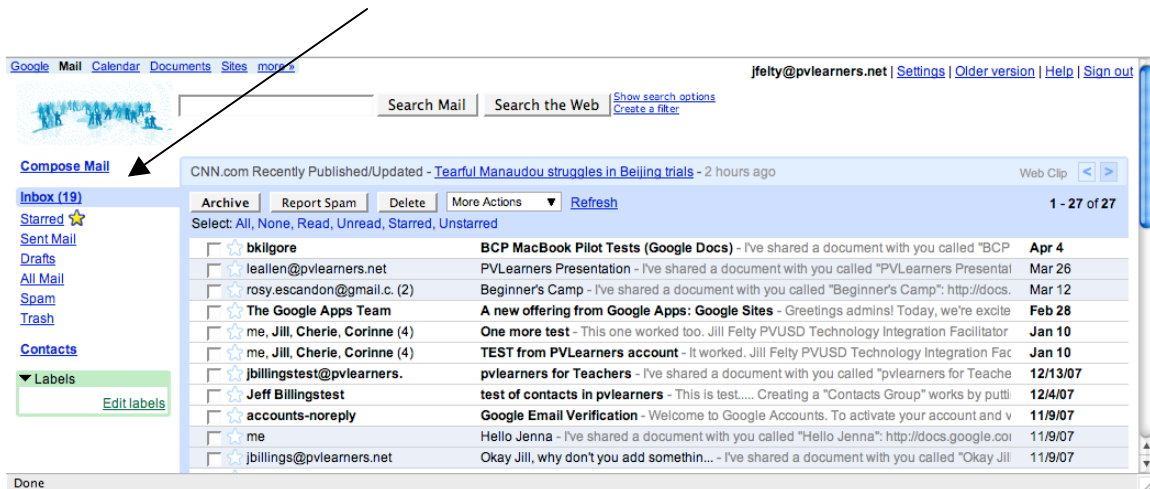


PV Learners

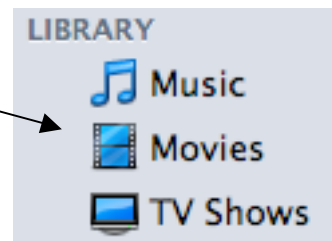
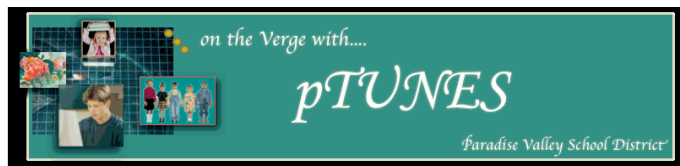
Part 1 - Quick Start

1. Launch the Internet with Firefox.
2. Go to the PV Learners start page, <http://mail.pvlearners.net>
3. Bookmark the start page.
4. Sign In with your PV Learners account
 - a. Username =
 - b. Password (external) =
5. Click on your Inbox to view your PV Learners email. Your PV Learners email address is yourusername@pvlearners.net



Part 2 – Explore PV Learners in iTunes and PV Learners Blog

1. Go to pTunes
 - a. <http://cmweb.pvschools.net/~jbillings/FOV2-0002F308/>
 - b. Click on the logo.
 - c. Launch application if asked.
 - d. On the Departments tab, there are several videos to view about PV Learners.
 - e. To add the movie to your iTunes, scroll over to the right and click on Get Movie.
 - f. Now the movie is available from the iTunes library by clicking on Movies.
2. Go to the PV Learners Blog for more information on using PV Learners. <http://pvlearners.blogspot.com/>



Additional Resources for PVLearners and Google Tools

For more information on Google's Tools for Educators and classroom activities, visit their web site <http://www.google.com/educators/index.html>

For more information on Google Docs, Spreadsheets, and Presentations, go to Atomic Learning (<http://www.atomiclearning.com>) and log in (see your STR for the username and password). In the Tutorials you will find instructional videos on Google Docs, Spreadsheets and Presentations.